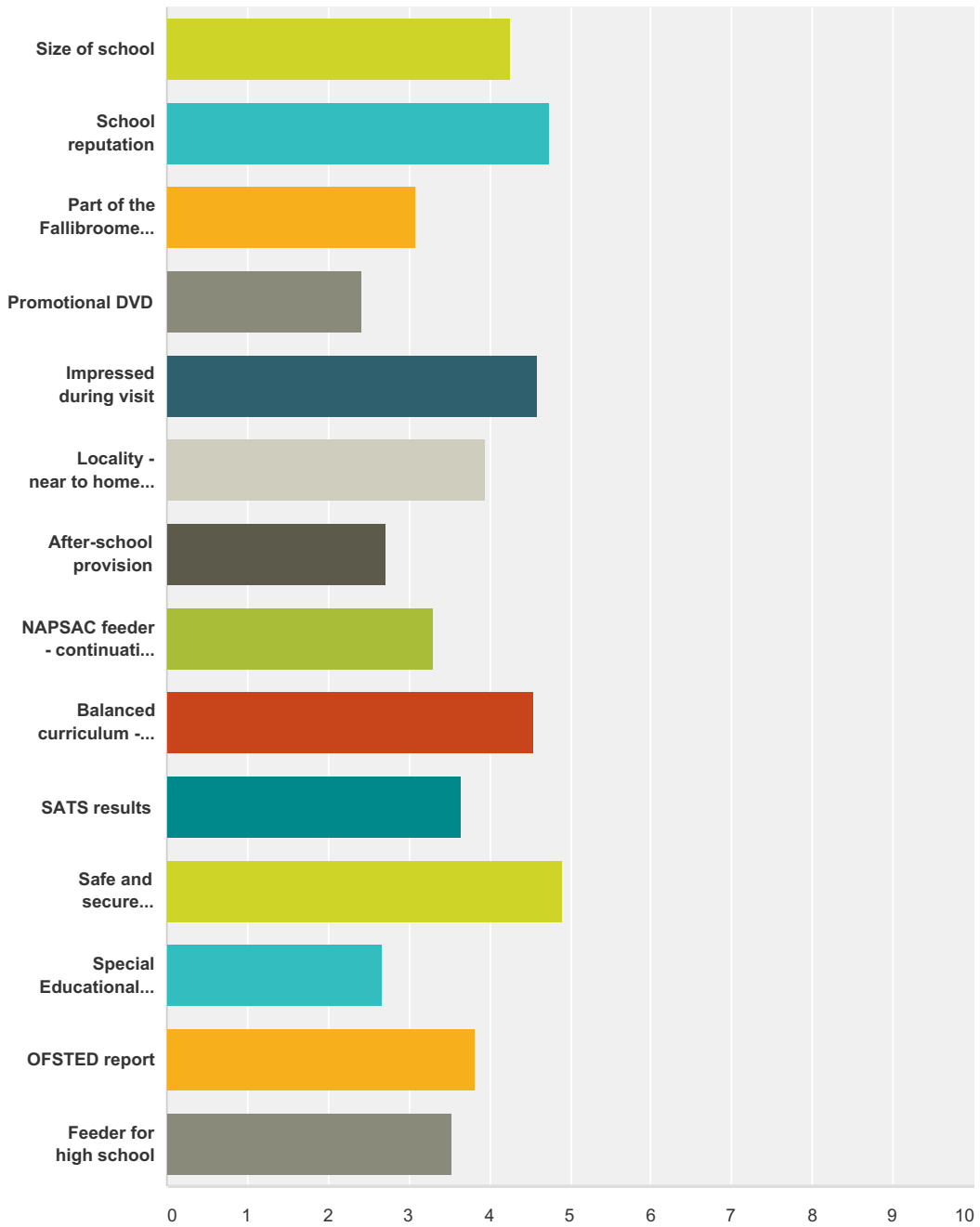


### Q1 How important were the following factors in choosing Nether Alderley Primary School for your child?

Answered: 34 Skipped: 0

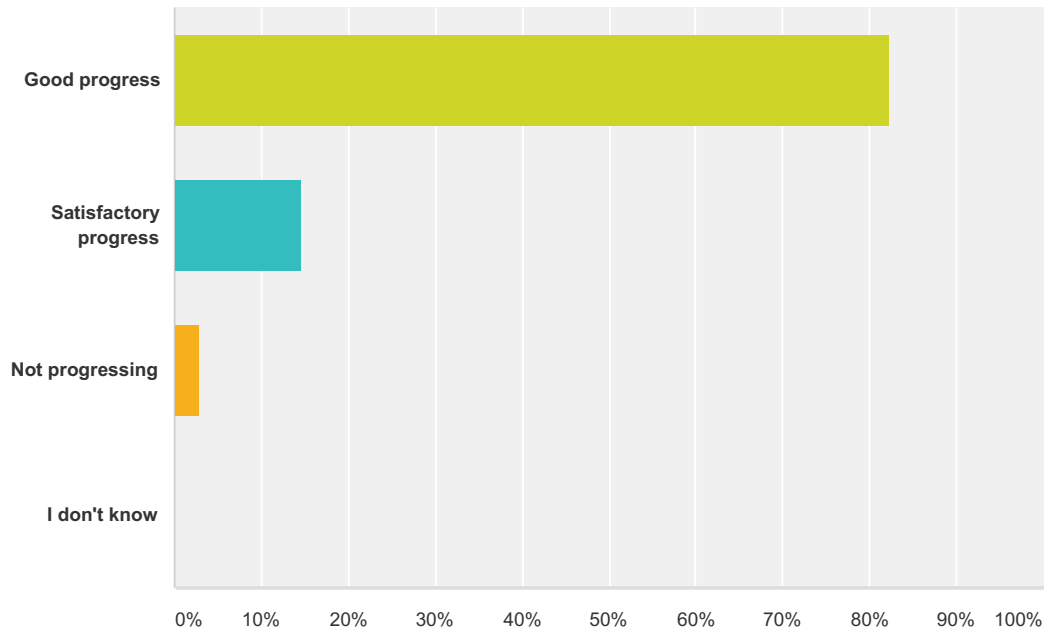


	Very important	Important	Not sure	Less important	Not important at all	Total	Weighted Average
Size of school	41.18% 14	50.00% 17	2.94% 1	5.88% 2	0.00% 0	34	4.26
School reputation	82.35% 28	14.71% 5	0.00% 0	0.00% 0	2.94% 1	34	4.74

Part of the Fallibroome Multi-Academy Trust	<b>17.65%</b> 6	<b>26.47%</b> 9	<b>17.65%</b> 6	<b>23.53%</b> 8	<b>14.71%</b> 5	34	3.09
Promotional DVD	<b>3.03%</b> 1	<b>21.21%</b> 7	<b>18.18%</b> 6	<b>30.30%</b> 10	<b>27.27%</b> 9	33	2.42
Impressed during visit	<b>67.65%</b> 23	<b>29.41%</b> 10	<b>0.00%</b> 0	<b>0.00%</b> 0	<b>2.94%</b> 1	34	4.59
Locality - near to home / work	<b>47.06%</b> 16	<b>29.41%</b> 10	<b>0.00%</b> 0	<b>17.65%</b> 6	<b>5.88%</b> 2	34	3.94
After-school provision	<b>14.71%</b> 5	<b>23.53%</b> 8	<b>2.94%</b> 1	<b>35.29%</b> 12	<b>23.53%</b> 8	34	2.71
NAPSAC feeder - continuation of provision	<b>26.47%</b> 9	<b>29.41%</b> 10	<b>11.76%</b> 4	<b>11.76%</b> 4	<b>20.59%</b> 7	34	3.29
Balanced curriculum - commitment to academic subjects / sports / arts etc...	<b>57.58%</b> 19	<b>39.39%</b> 13	<b>3.03%</b> 1	<b>0.00%</b> 0	<b>0.00%</b> 0	33	4.55
SATS results	<b>29.41%</b> 10	<b>41.18%</b> 14	<b>5.88%</b> 2	<b>11.76%</b> 4	<b>11.76%</b> 4	34	3.65
Safe and secure environment	<b>91.18%</b> 31	<b>8.82%</b> 3	<b>0.00%</b> 0	<b>0.00%</b> 0	<b>0.00%</b> 0	34	4.91
Special Educational Needs provision	<b>14.71%</b> 5	<b>20.59%</b> 7	<b>2.94%</b> 1	<b>41.18%</b> 14	<b>20.59%</b> 7	34	2.68
OFSTED report	<b>26.47%</b> 9	<b>55.88%</b> 19	<b>0.00%</b> 0	<b>8.82%</b> 3	<b>8.82%</b> 3	34	3.82
Feeder for high school	<b>38.24%</b> 13	<b>11.76%</b> 4	<b>20.59%</b> 7	<b>23.53%</b> 8	<b>5.88%</b> 2	34	3.53

## Q2 LEARNING: How much progress do you feel your child is making at Nether Alderley Primary School?

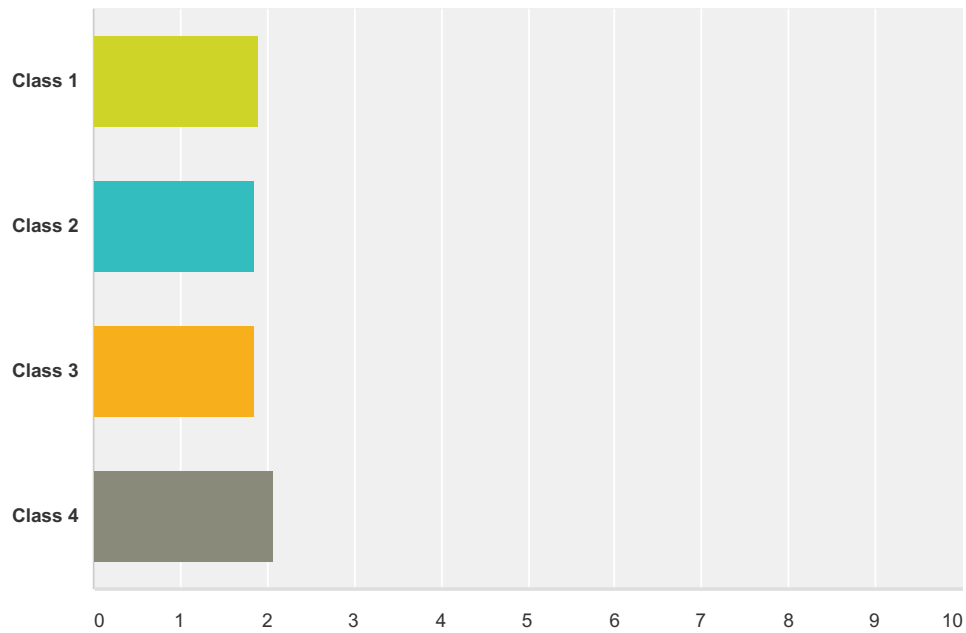
Answered: 34 Skipped: 0



Answer Choices	Responses	Count
Good progress	82.35%	28
Satisfactory progress	14.71%	5
Not progressing	2.94%	1
I don't know	0.00%	0
<b>Total</b>		<b>34</b>

### Q3 LEARNING: Homework: Does the school set the right amount of homework?

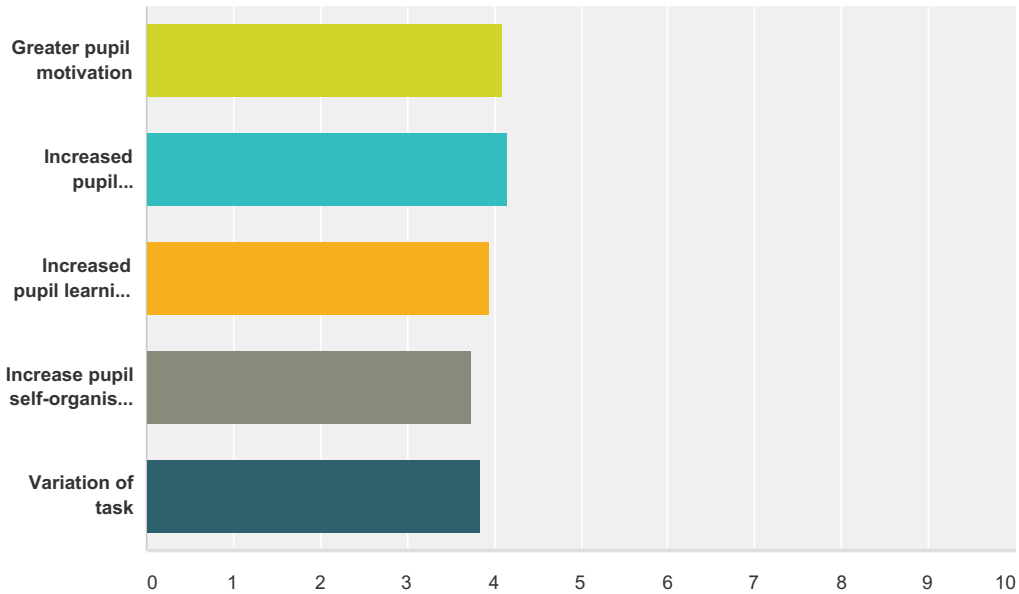
Answered: 34 Skipped: 0



	Right amount of homework	Too much homework	Not enough homework	Total	Weighted Average
Class 1	<b>90.91%</b> 10	<b>9.09%</b> 1	<b>0.00%</b> 0	11	1.91
Class 2	<b>84.62%</b> 11	<b>15.38%</b> 2	<b>0.00%</b> 0	13	1.85
Class 3	<b>71.43%</b> 10	<b>21.43%</b> 3	<b>7.14%</b> 1	14	1.86
Class 4	<b>81.25%</b> 13	<b>6.25%</b> 1	<b>12.50%</b> 2	16	2.06

### Q4 LEARNING: How has the use of ICT (iPads, Abacus, Spag.com, Mathletics, spelling and times tables apps etc...) enhanced your child's experience of homework?

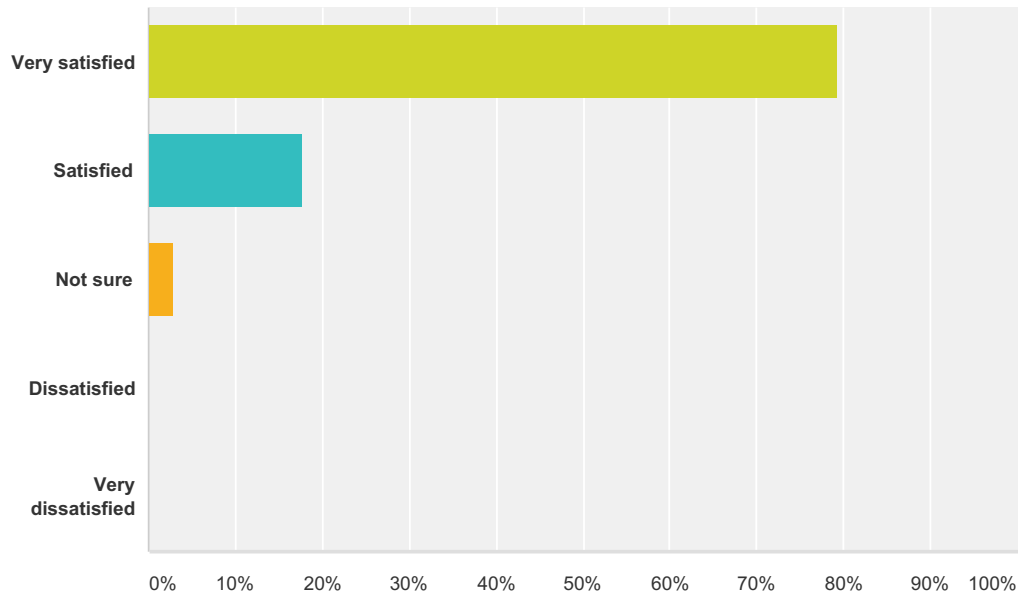
Answered: 34 Skipped: 0



	Most evident	Evident	Slightly evident	No enhancement at all	Not applicable for my child	Total	Weighted Average
Greater pupil motivation	47.06% 16	32.35% 11	8.82% 3	5.88% 2	5.88% 2	34	4.09
Increased pupil engagement	52.94% 18	26.47% 9	8.82% 3	5.88% 2	5.88% 2	34	4.15
Increased pupil learning independence	48.48% 16	21.21% 7	12.12% 4	12.12% 4	6.06% 2	33	3.94
Increase pupil self-organisation skills	44.12% 15	14.71% 5	17.65% 6	17.65% 6	5.88% 2	34	3.74
Variation of task	41.18% 14	26.47% 9	14.71% 5	11.76% 4	5.88% 2	34	3.85

### Q5 LEARNING: How satisfied are you with the standard of teaching at Nether Alderley Primary School?

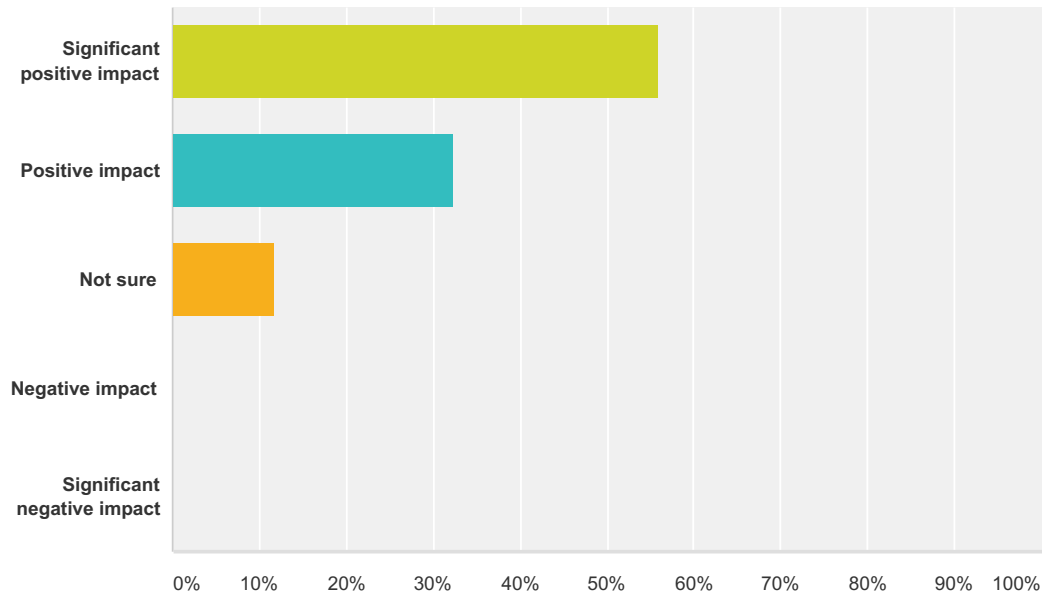
Answered: 34 Skipped: 0



Answer Choices	Responses	
Very satisfied	79.41%	27
Satisfied	17.65%	6
Not sure	2.94%	1
Dissatisfied	0.00%	0
Very dissatisfied	0.00%	0
<b>Total</b>		<b>34</b>

### Q6 LEARNING: What impact do you consider ICT to have on your child's learning at Nether Alderley?

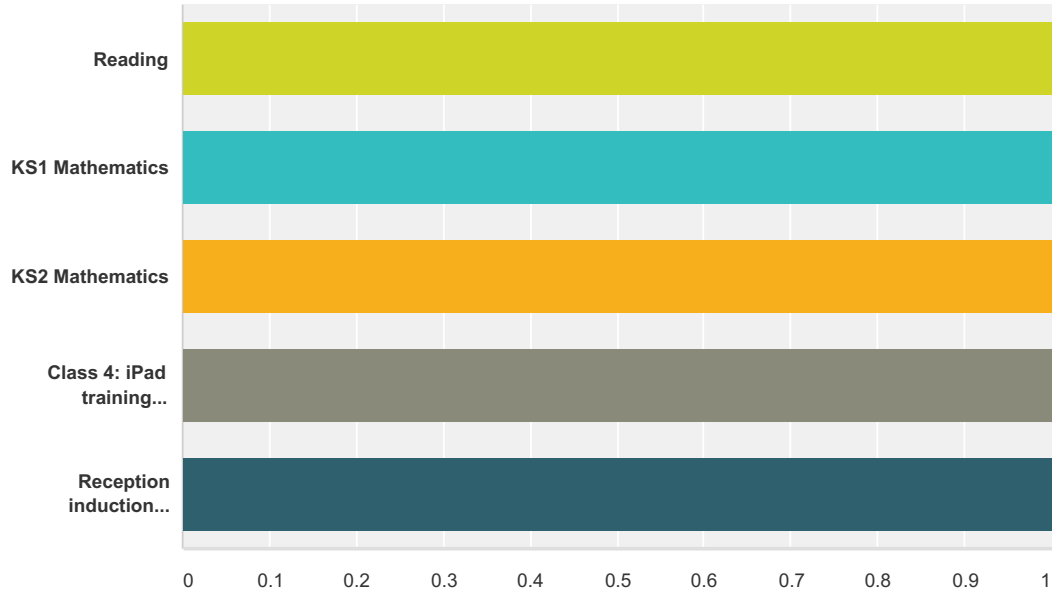
Answered: 34 Skipped: 0



Answer Choices	Responses	Count
Significant positive impact	55.88%	19
Positive impact	32.35%	11
Not sure	11.76%	4
Negative impact	0.00%	0
Significant negative impact	0.00%	0
<b>Total</b>		<b>34</b>

### Q7 LEARNING: How useful were the curriculum information evenings hosted by staff at Nether Alderley Primary School?

Answered: 33 Skipped: 1



	Extremely useful	Useful	Not sure	Not very useful	Did not attend	Total	Weighted Average
Reading	34.38% 11	28.13% 9	0.00% 0	3.13% 1	34.38% 11	32	1.00
KS1 Mathematics	33.33% 9	33.33% 9	0.00% 0	3.70% 1	29.63% 8	27	1.00
KS2 Mathematics	33.33% 8	37.50% 9	0.00% 0	0.00% 0	29.17% 7	24	1.00
Class 4: iPad training sessions	26.92% 7	11.54% 3	3.85% 1	0.00% 0	57.69% 15	26	1.00
Reception induction meeting (2015)	25.00% 6	12.50% 3	4.17% 1	0.00% 0	58.33% 14	24	1.00



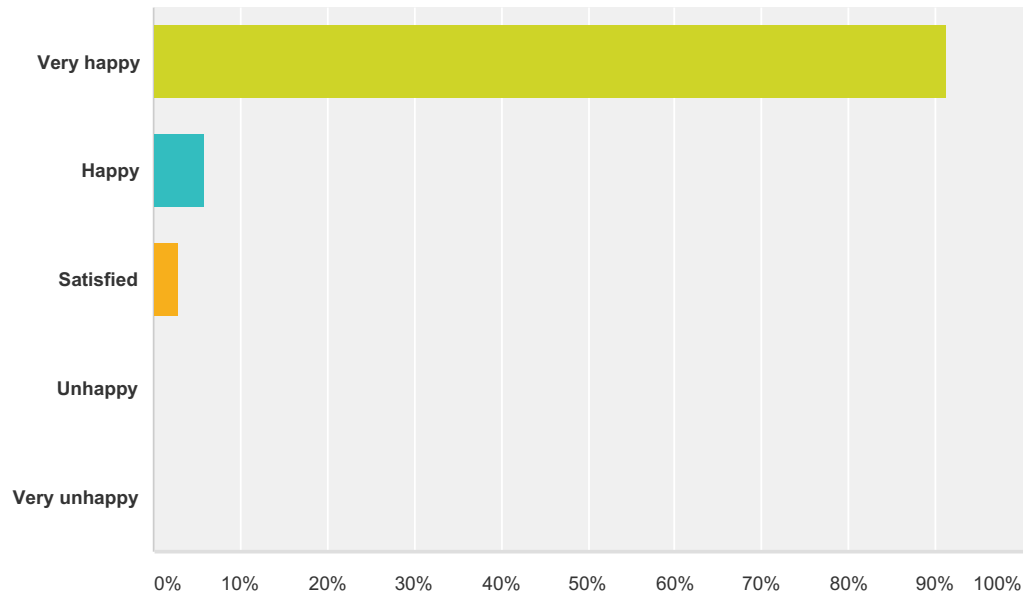
**Q8 LEARNING: What curriculum workshops would you be interested in attending in the future?**

Responses included:-

- English (including Grammar)
- Mathematics
- Key stage 2
- I.C.T.
- SATS preparation
- Assessment
- The curriculum
- Modern teaching methods
- Managing expectations

### Q9 BEHAVIOUR & WELFARE: How happy is your child at Nether Alderley Primary School?

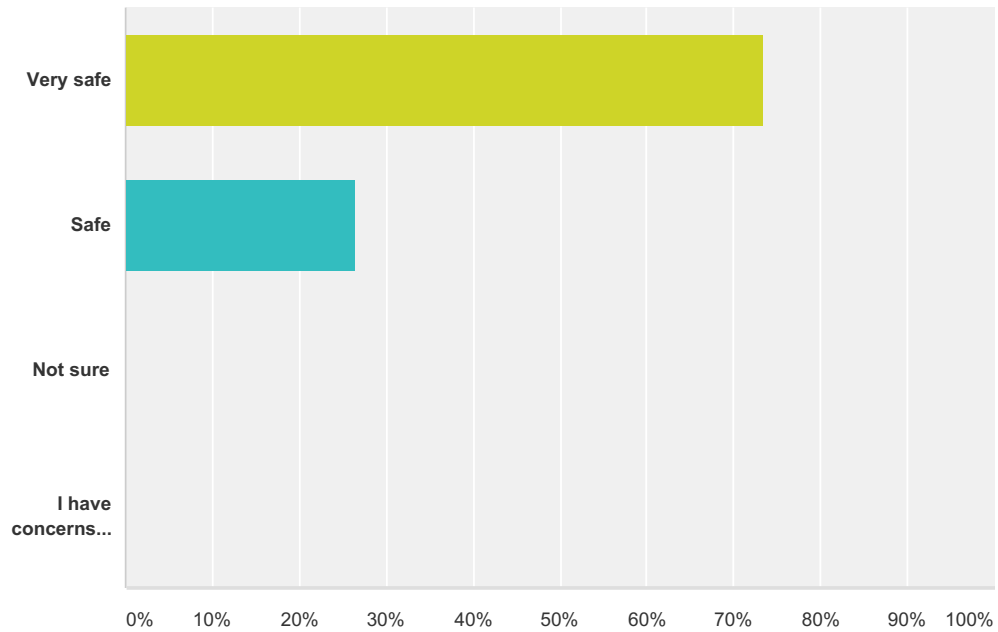
Answered: 34 Skipped: 0



Answer Choices	Responses	
Very happy	91.18%	31
Happy	5.88%	2
Satisfied	2.94%	1
Unhappy	0.00%	0
Very unhappy	0.00%	0
<b>Total</b>		<b>34</b>

### Q10 BEHAVIOUR & WELFARE: How safe do you feel your child is at Nether Alderley Primary School?

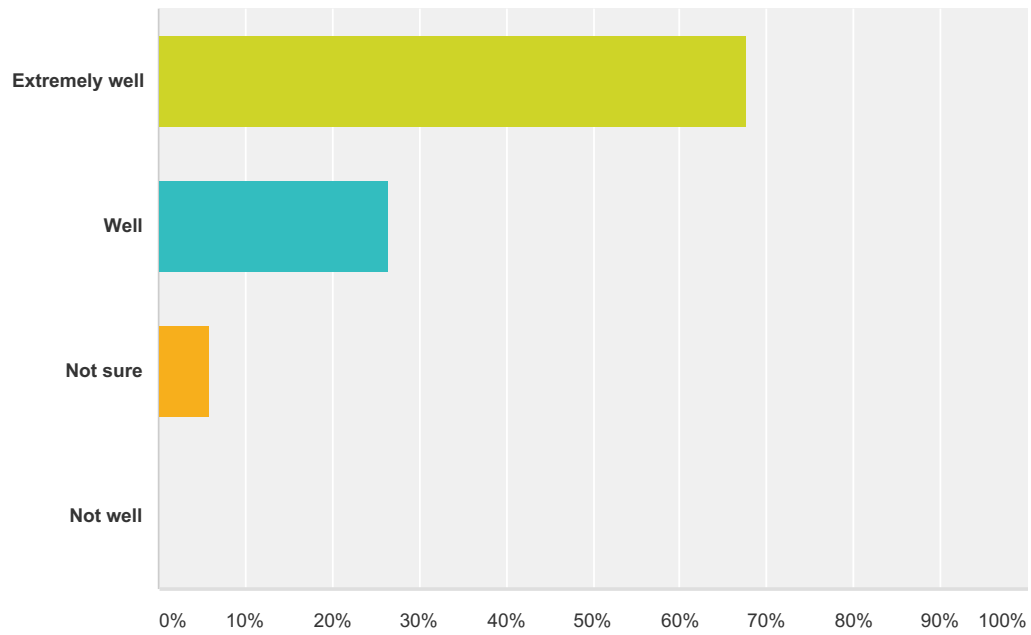
Answered: 34 Skipped: 0



Answer Choices	Responses	
Very safe	73.53%	25
Safe	26.47%	9
Not sure	0.00%	0
I have concerns regarding safety of my child at Nether Alderley	0.00%	0
<b>Total</b>		<b>34</b>

### Q11 BEHAVIOUR & WELFARE: How well does the school manage behaviour?

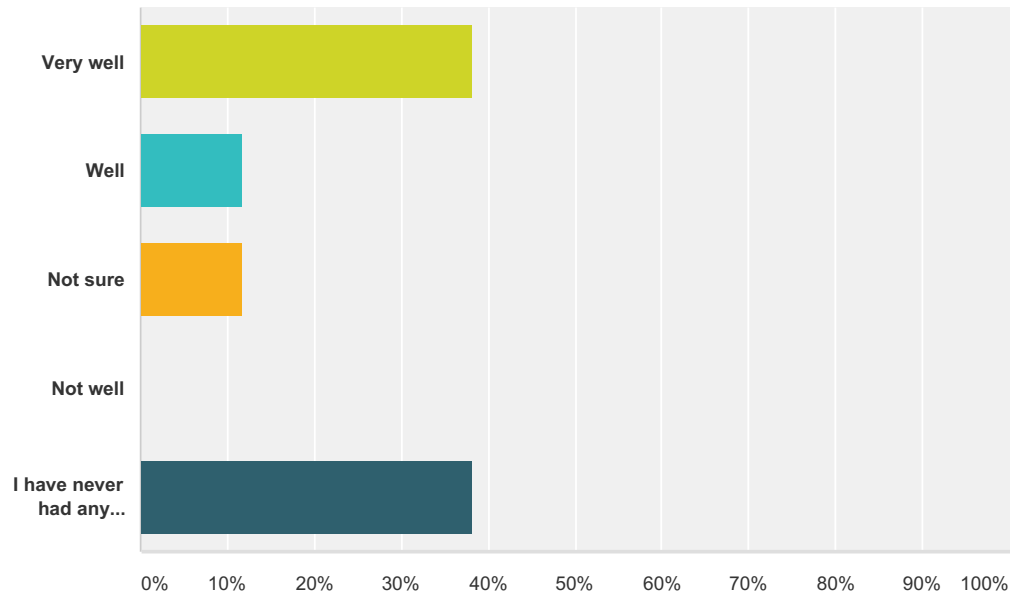
Answered: 34 Skipped: 0



Answer Choices	Responses
Extremely well	67.65% 23
Well	26.47% 9
Not sure	5.88% 2
Not well	0.00% 0
<b>Total</b>	<b>34</b>

### Q12 BEHAVIOUR & WELFARE: How well does the school deal with instances of bullying?

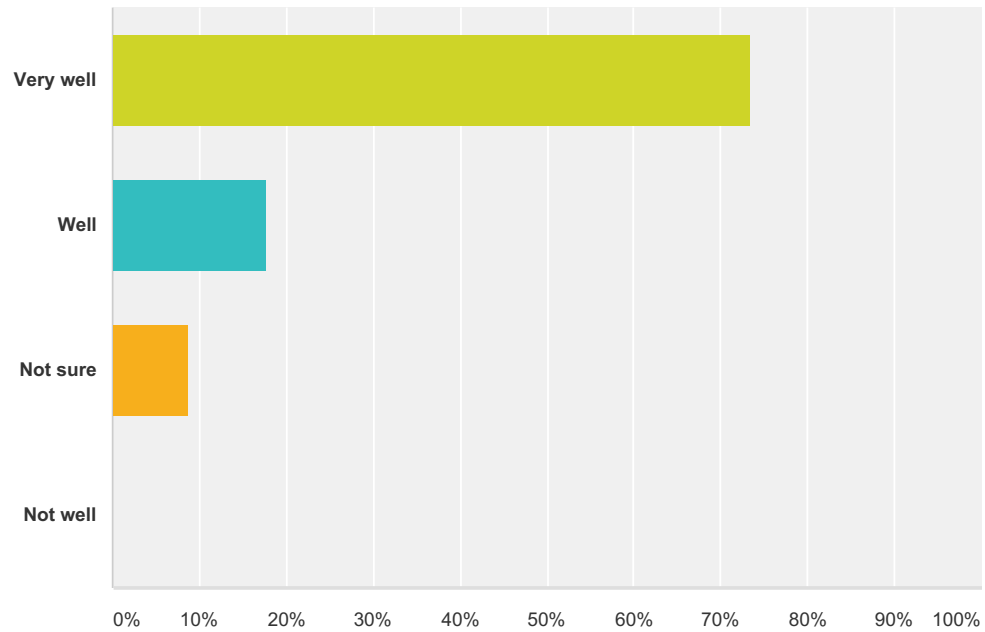
Answered: 34 Skipped: 0



Answer Choices	Responses
Very well	38.24% 13
Well	11.76% 4
Not sure	11.76% 4
Not well	0.00% 0
I have never had any experience of bullying at Nether Alderley Primary School	38.24% 13
<b>Total</b>	<b>34</b>

### Q13 BEHAVIOUR & WELFARE: How well does the school develop pupils' self-esteem?

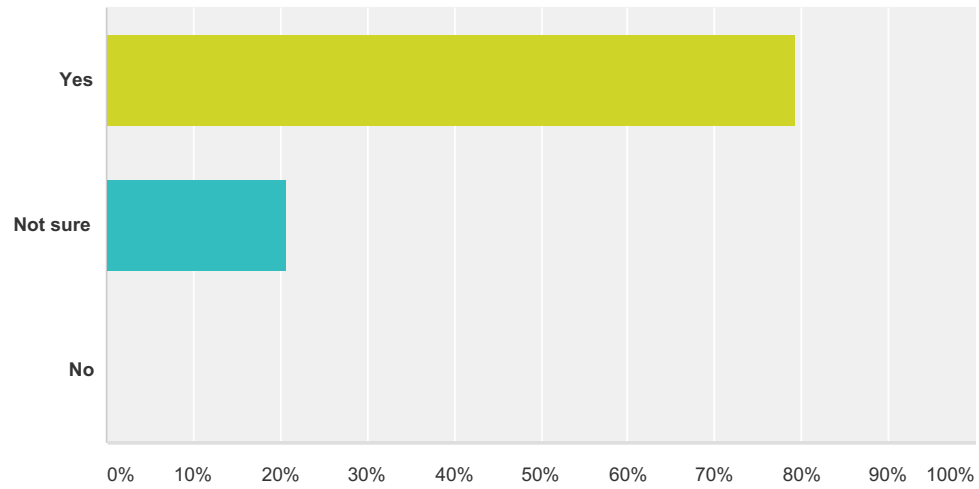
Answered: 34 Skipped: 0



Answer Choices	Responses
Very well	73.53% 25
Well	17.65% 6
Not sure	8.82% 3
Not well	0.00% 0
<b>Total</b>	<b>34</b>

### Q14 BEHAVIOUR & WELFARE: Does your child know who they can talk to at school if they have a problem?

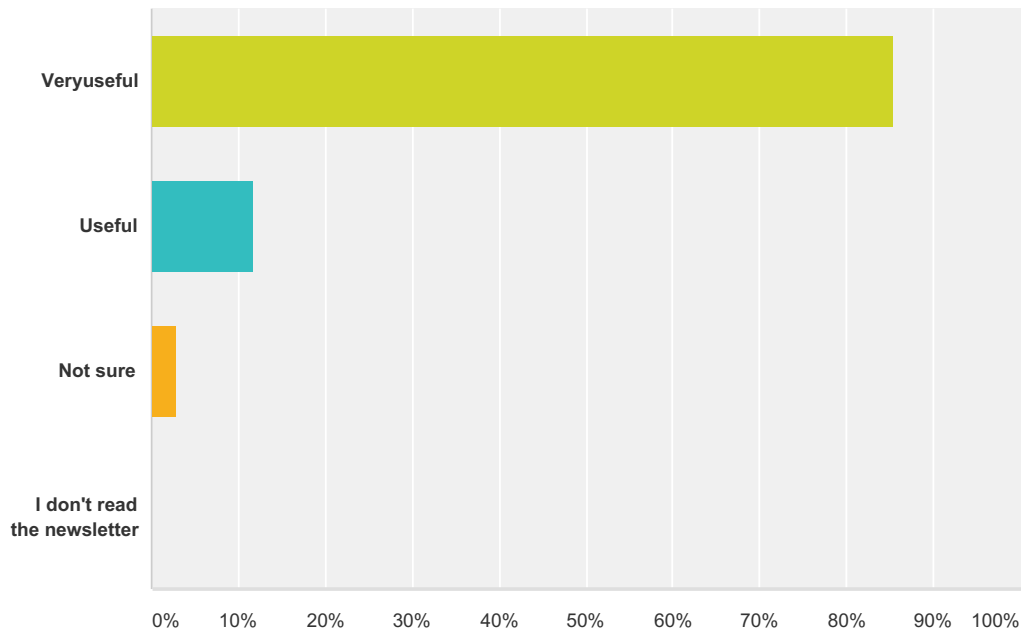
Answered: 34 Skipped: 0



Answer Choices	Responses
Yes	79.41% 27
Not sure	20.59% 7
No	0.00% 0
<b>Total</b>	<b>34</b>

### Q15 COMMUNICATION: Do you find the weekly newsletter useful?

Answered: 34 Skipped: 0

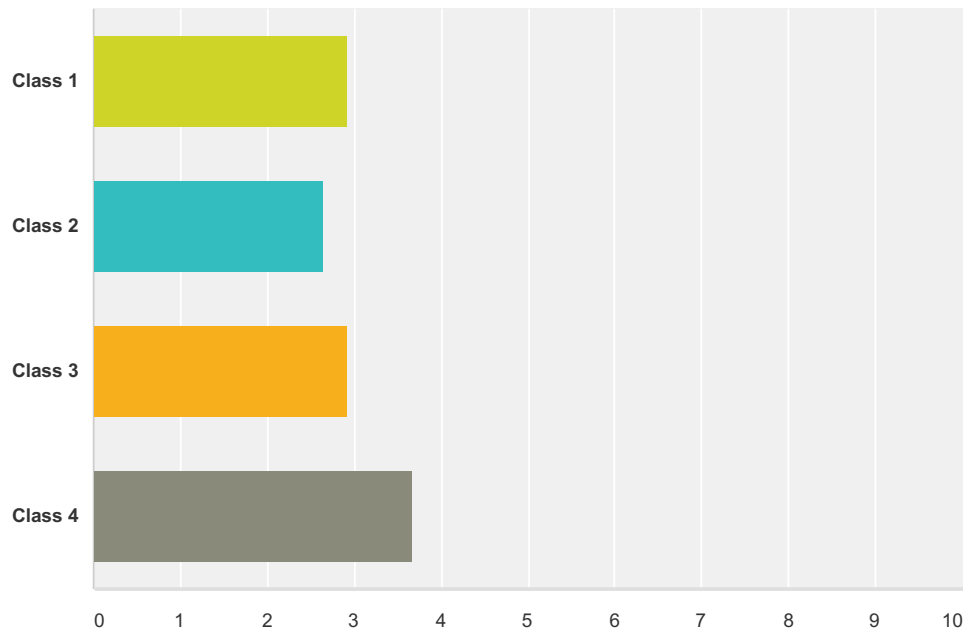


Answer Choices	Responses	
Veryuseful	85.29%	29
Useful	11.76%	4
Not sure	2.94%	1
I don't read the newsletter	0.00%	0
<b>Total</b>		<b>34</b>



### Q16 COMMUNICATION: How well do you feel teachers communicate with families?

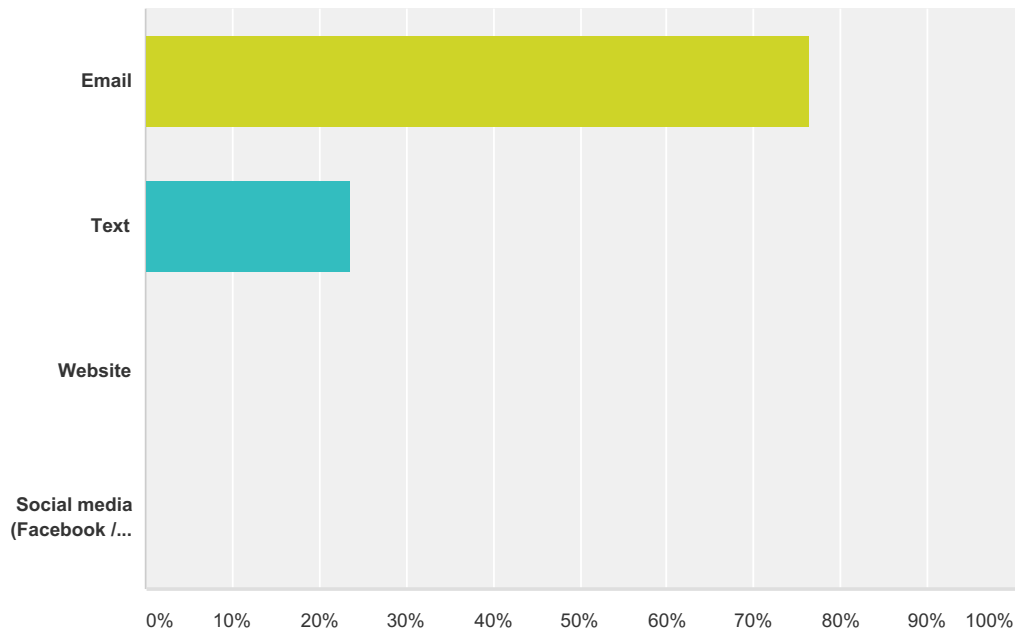
Answered: 34 Skipped: 0



	Very well	Well	Not sure	Not well	Not applicable	Total	Weighted Average
Class 1	57.14% 8	21.43% 3	0.00% 0	0.00% 0	21.43% 3	14	2.93
Class 2	41.18% 7	23.53% 4	11.76% 2	5.88% 1	17.65% 3	17	2.65
Class 3	60.00% 9	13.33% 2	6.67% 1	0.00% 0	20.00% 3	15	2.93
Class 4	83.33% 15	11.11% 2	0.00% 0	0.00% 0	5.56% 1	18	3.67

### Q17 COMMUNICATION: What is your preferred method of communication?

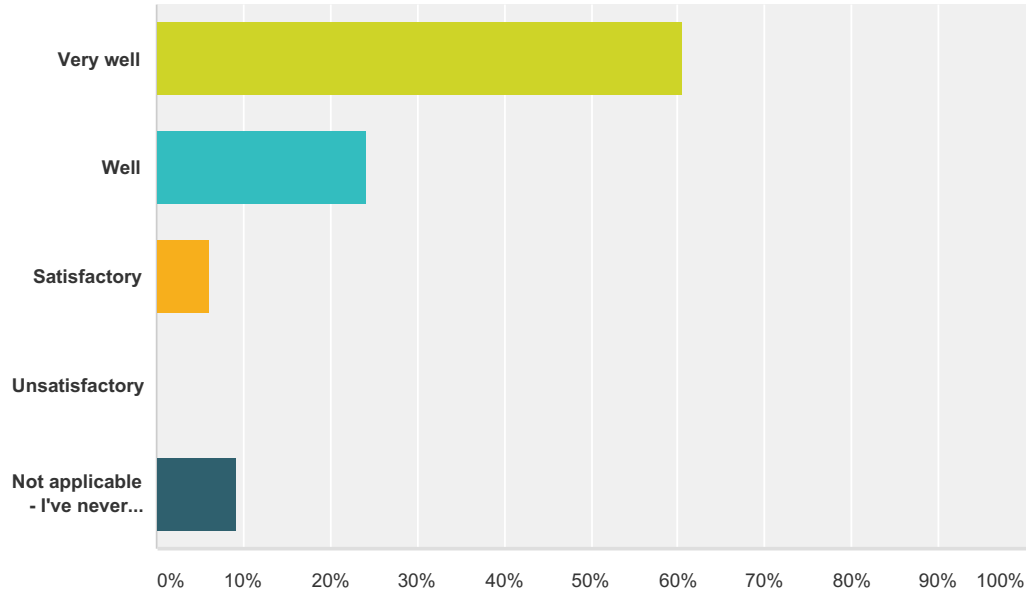
Answered: 34 Skipped: 0



Answer Choices	Responses	
Email	76.47%	26
Text	23.53%	8
Website	0.00%	0
Social media (Facebook / Twitter)	0.00%	0
<b>Total</b>		<b>34</b>

### Q18 LEADERSHIP & MANAGEMENT: How well does the school respond when you raise concerns?

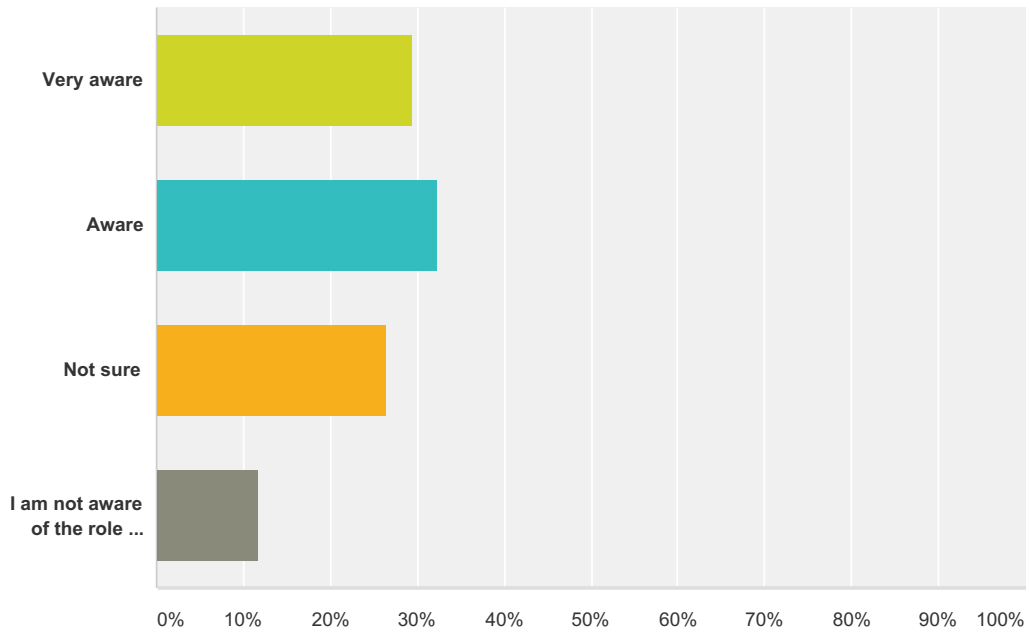
Answered: 33 Skipped: 1



Answer Choices	Responses
Very well	60.61% 20
Well	24.24% 8
Satisfactory	6.06% 2
Unsatisfactory	0.00% 0
Not applicable - I've never had the need to raise a concern	9.09% 3
<b>Total</b>	<b>33</b>

### Q19 LEADERSHIP & MANAGEMENT: How aware are you of the role of the Governing Body of the School?

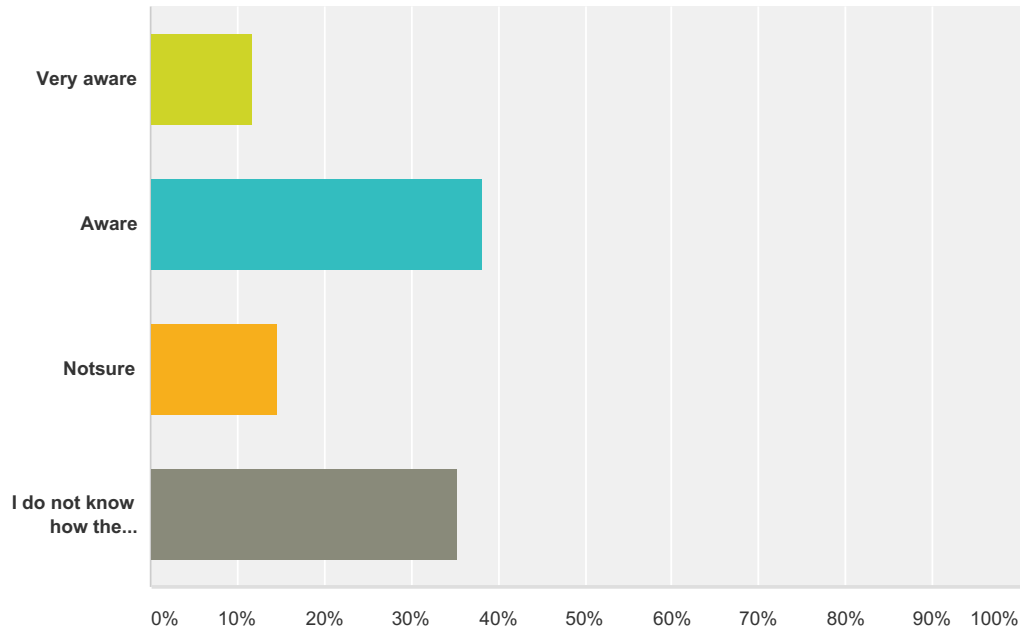
Answered: 34 Skipped: 0



Answer Choices	Responses
Very aware	29.41% 10
Aware	32.35% 11
Not sure	26.47% 9
I am not aware of the role of the Governing Body	11.76% 4
<b>Total</b>	<b>34</b>

### Q20 LEADERSHIP & MANAGEMENT: Are you aware of the impact of the Fallibroome Multi-Academy Trust on Nether Alderley Primary School?

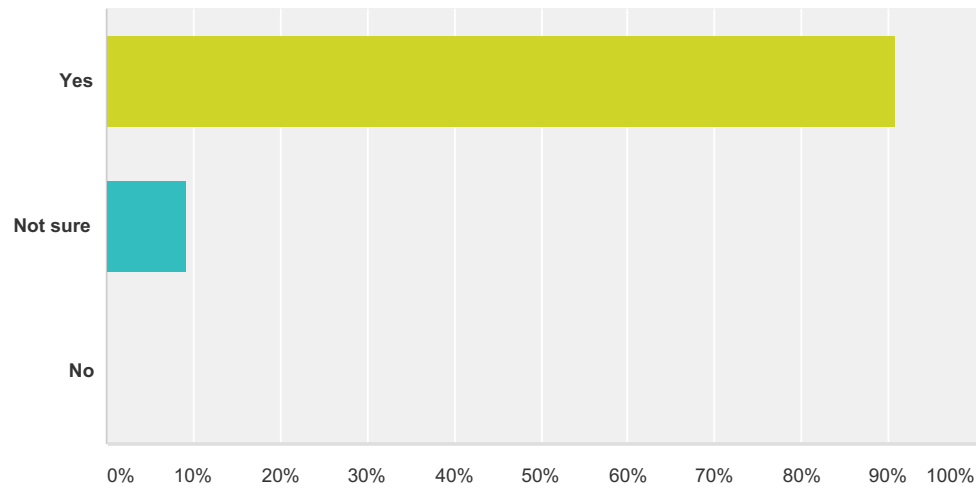
Answered: 34 Skipped: 0



Answer Choices	Responses
Very aware	11.76% 4
Aware	38.24% 13
Notsure	14.71% 5
I do not know how the Fallibroome Multi-Academy Trust impacts on Nether Alderley	35.29% 12
<b>Total</b>	<b>34</b>

### Q21 LEADERSHIP & MANAGEMENT: Is the school well led and managed?

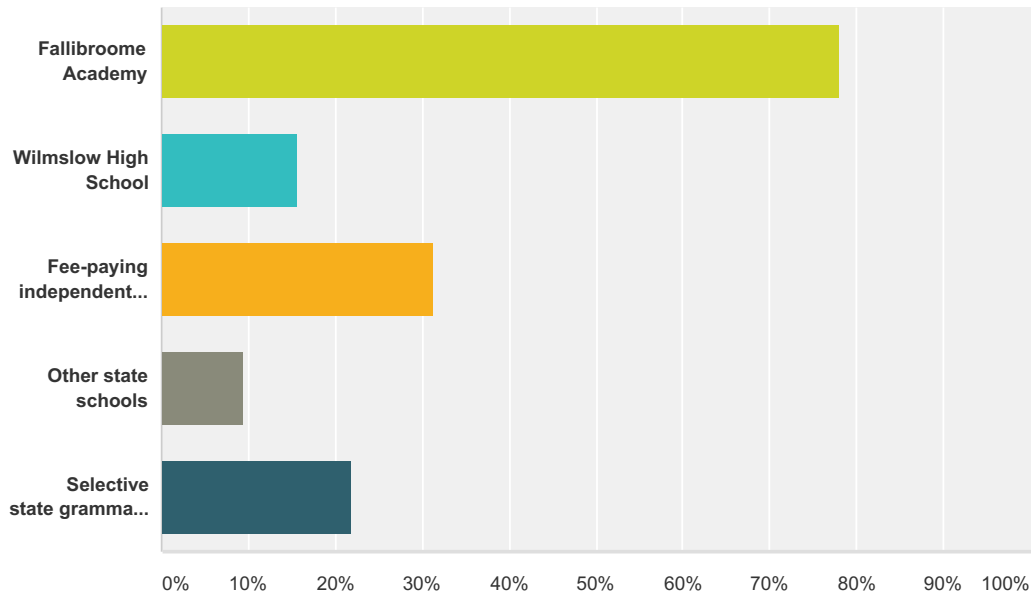
Answered: 33 Skipped: 1



Answer Choices	Responses	Count
Yes	90.91%	30
Not sure	9.09%	3
No	0.00%	0
<b>Total</b>		<b>33</b>

### Q22 FUTURE TRANSITION: What schools are you considering for your child's secondary education?

Answered: 32 Skipped: 2



Answer Choices	Responses
Fallibroome Academy	78.13% 25
Wilmslow High School	15.63% 5
Fee-paying independent schools	31.25% 10
Other state schools	9.38% 3
Selective state grammar schools	21.88% 7
<b>Total Respondents: 32</b>	

## **Q23 What suggestions do you have for improving this school?**

Responses included:-

- Breakfast club
- Holiday provision
- More notice for school events
- Variety of homework tasks and apps
- More information for parents of what happens each day
- School uniform to be adhered to
- More sports and after school activities
- More communication from the P.T.A.
- Text messages rather than emails
- More parental information sessions
- iPads throughout the school
- More support for children who are struggling
- Longer sessions at parents evening
- More marketing of the school
- More fundraising opportunities